

Danny Straessle
Public Information Officer



Searcy Rotary Club
Tuesday, August 15, 2017



1929
Arkansas
Highway and
Department of
Lands

1977
Arkansas State
Highway and
Transportation
Department

2017
Arkansas
Department of
Transportation

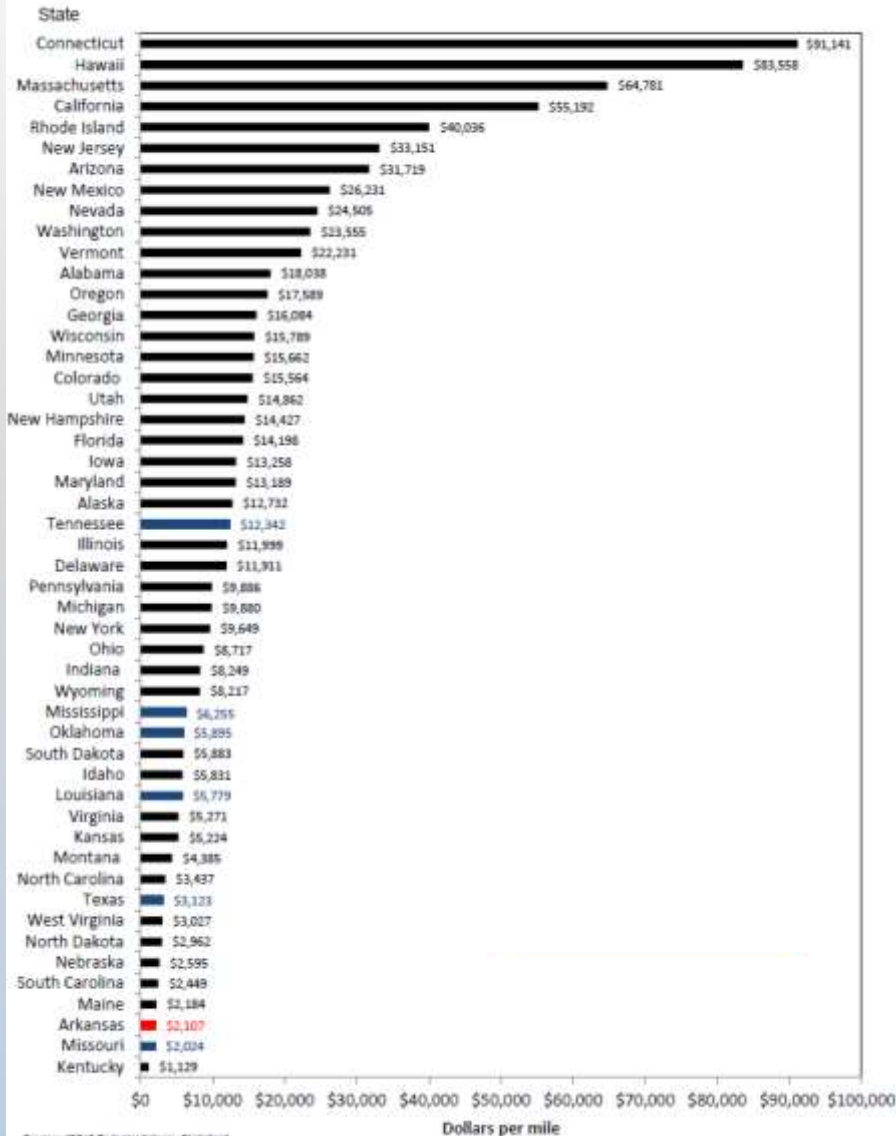


New Name – New Identity

*Provide safe and **efficient** transportation solutions to support Arkansas' economy and enhance the quality of life for generations to come.*

Adopted June 7, 2017

Administrative Cost Per Mile
 Arkansas Ranks 48th in the Nation



Source: "2013 Federal Highway Statistics"
 Note: Excludes Toll Facilities

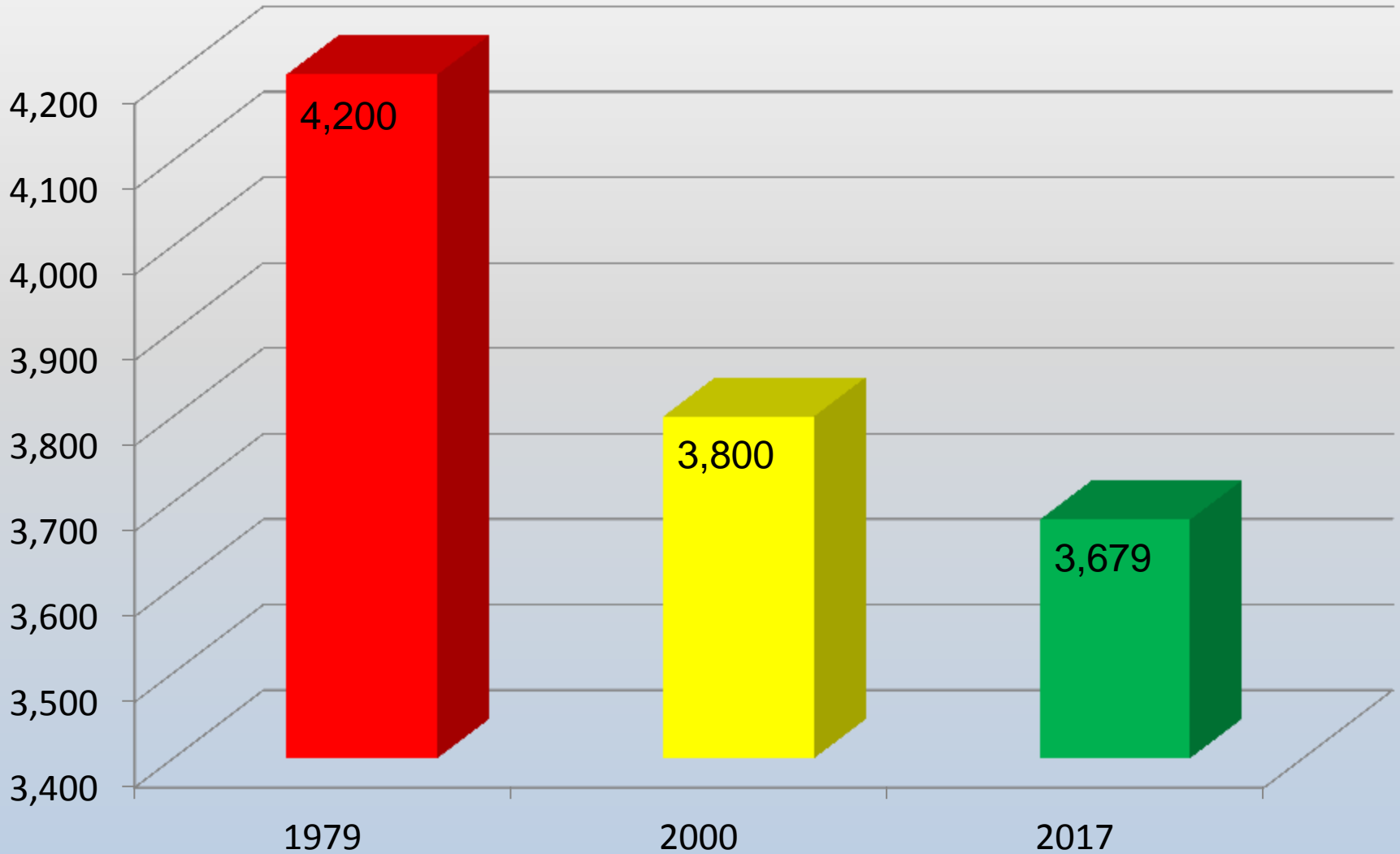
Arkansas = \$2,107

Surrounding States Average = \$4,334

National Average = \$9,224

Arkansas has the
 3rd Lowest
 Administrative Cost Per
 Mile
 in the Nation

Department Employees



Promises Made



Promises Kept



**Rebuilding Arkansas
Interstates**



IRP



CAP



1999 Interstate Rehabilitation Program



50 Projects
356 Miles
\$973 Million

Prior to Program

**63% Poor or
Mediocre**

After Program

72% Good

Completed

34 Projects
212 Miles
\$639 Million

Under Construction

14 Projects
90 Miles
\$553 Million

Scheduled

35 Projects
191 Miles
\$340 Million



Connecting Arkansas Program

Completed

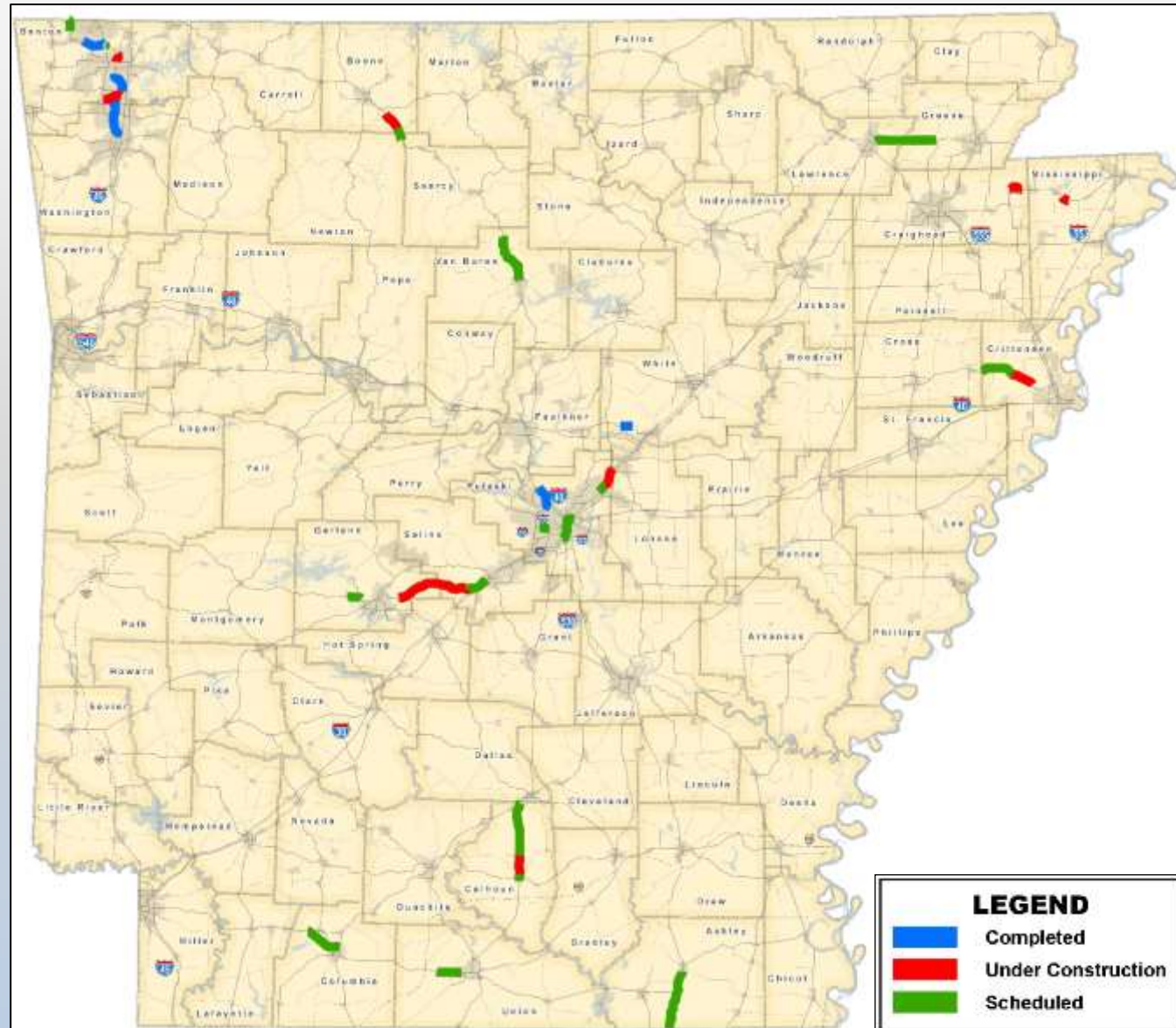
6 Projects
27 Miles
\$188 Million

Under Construction

9 Projects
49 Miles
\$403 Million

Scheduled

21 Projects
108 Miles
\$1.29 Billion



Highway Condition



and Needs

Summary of Needs – 10 Years

NEEDS CATEGORY	COST (x \$1 M)
System Preservation	
Pavement	\$ 3,438
Bridges	\$ 1,238
Capacity	\$ 3,236
Safety	\$ 787
Maintenance	
Equipment	\$ 202
Facilities	\$ 70
ITS	\$ 30
TOTAL	\$ 9,001

Summary: Needs vs Revenue – 10 Years

2016 Dollars

	AMOUNT (x \$1 M)
ESTIMATED REVENUE⁽¹⁾ Federal-aid + State	\$4,415
TOTAL NEEDS⁽²⁾ Pavement, Bridges, Capacity, Safety, Equipment, Facilities, ITS	\$9,001
SHORTFALL	\$4,586

(1) Revenue Not Currently Dedicated to Routine Maintenance, Administration and Operations

(2) Does Not Include Economic Development Connectors or Congressionally-Designated High Priority Corridors

Challenges

➤ **12th** largest system in the country

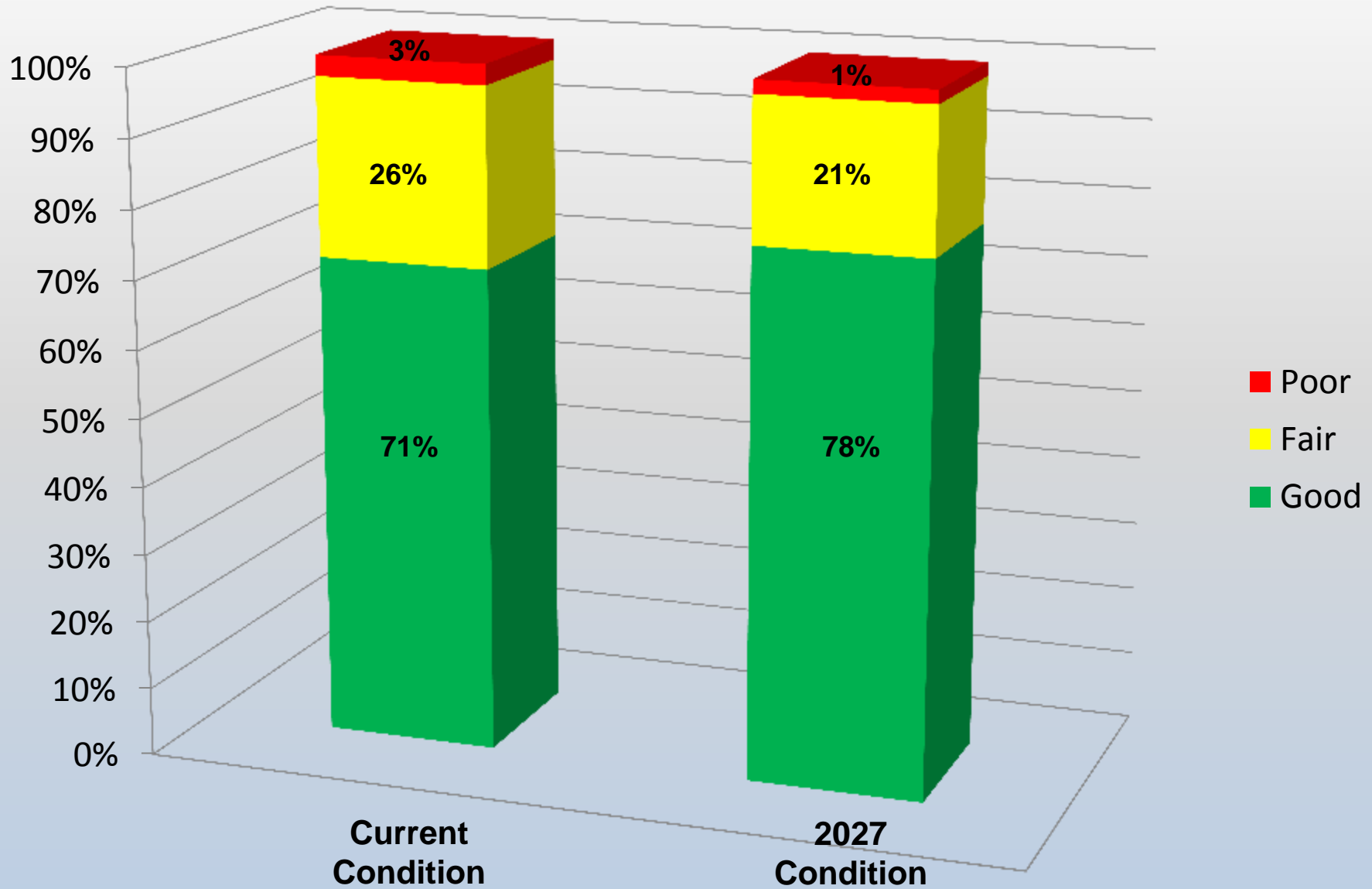
➤ **42nd** in highway revenue per mile.

➤ **\$9 billion** in needs

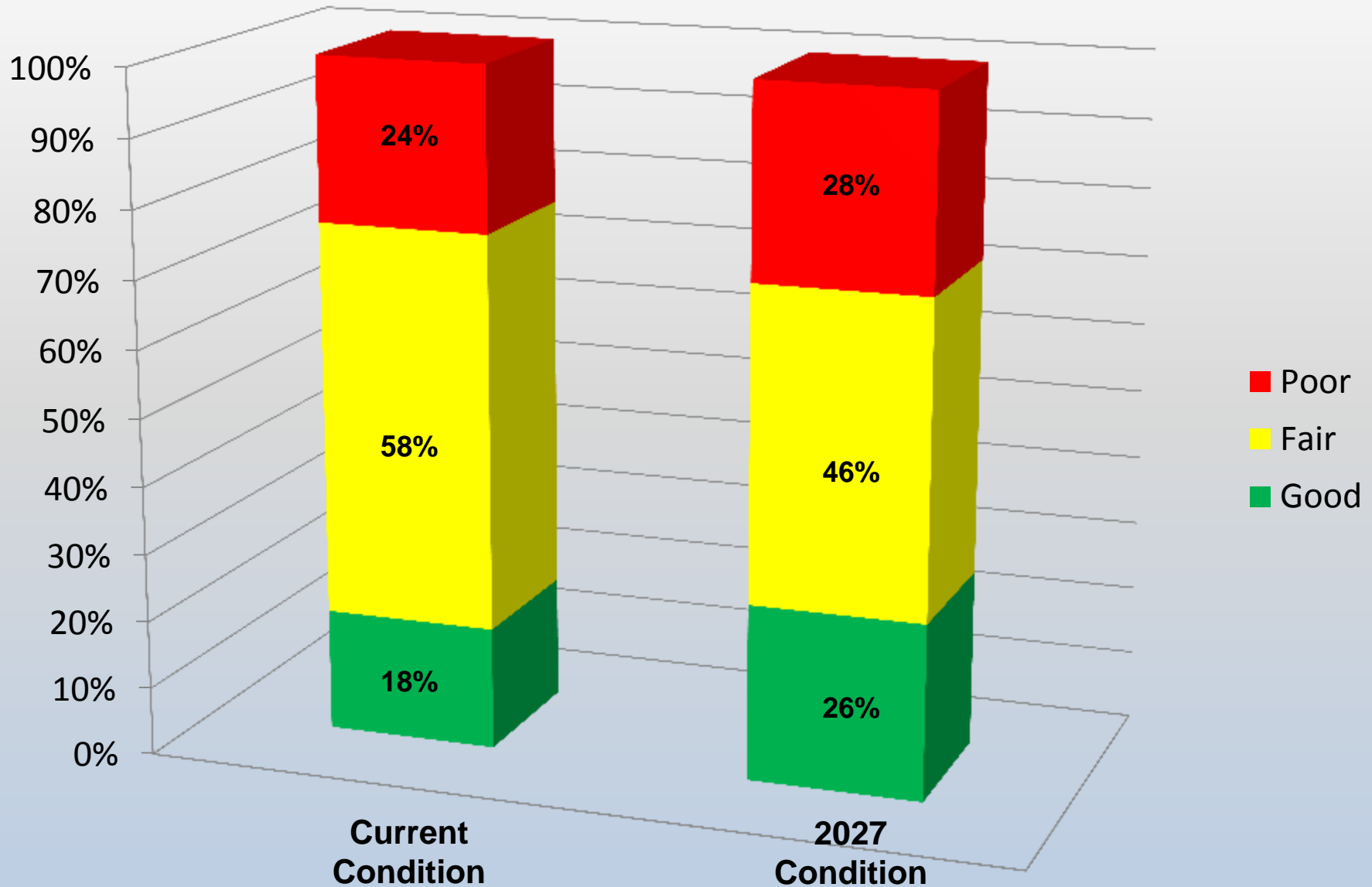
➤ **\$4.4 billion** in available revenue



Interstates



All State Highways – Including Interstates



Logan County
Highway 22, Section 3
Log mile 6.63 - 10.40
west side of Paris



THEN

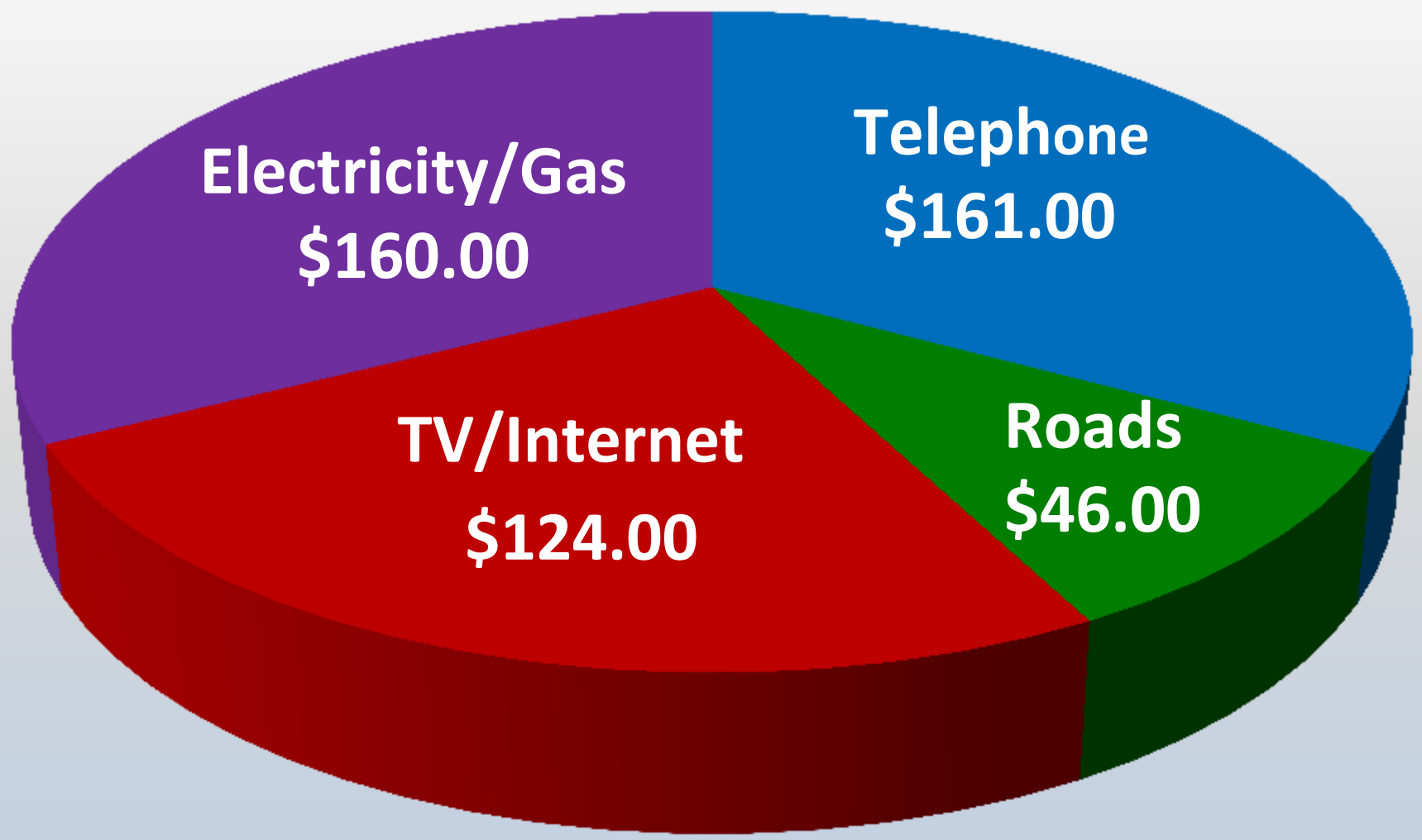
22 years ago, in 1995,
200 miles of Highway
could be overlaid.

NOW

As of 2015, using the
same resources, only
54 miles of Highway
could be overlaid.



Average Monthly Household Expenditures



Where




Are We Going?

□ Governor’s Highway Funding Working Group

- ✓ Immediate: \$ 50 Million
- ✓ Short-term (0-3 years): \$110 Million
- ✓ Mid-term (3-5 years): \$250 Million
- ✓ Long-term (6-9 years): \$400 Million

All figures are annual amounts for state highways.



"As to the long-term solutions, it emphasizes that it is difficult to get a referral of this General Assembly out to the voters, and that I hope the leadership of our state and the business community and others **will look at an initiated act that might go on the ballot for a highway program,**" he said. "Otherwise, we'll continue to debate the long-term solution in future sessions."

Governor Asa Hutchinson



Source	Highway Revenue ¹
1 Cent Motor Fuel Tax Increase	\$ 14 M
Remove Sales Tax Exemption (Wholesale \$1.70 per Gallon) ²	\$ 108 M
6.5% Sales Tax (Wholesale \$1.70 per Gallon)	\$ 156 M
\$10 Registration Fee Increase (Cars and Pickups)	\$ 19 M
Transfer Sales Tax on New and Used Vehicles ²	\$ 228 M
Transfer Sales Tax on Auto Repair Parts, Services, etc. ²	\$ 74 M
1% General Sales Tax	\$ 344 M

¹ Amount shown is annual net to highways – after deduction for CFA/CSF and 30% to cities and counties.

² Transfer of 4.5% (“general” portion of statewide sales tax)

Road User Related Tax Revenue (SFY 2016)

Total Road User Revenue

\$1,076.5 Million

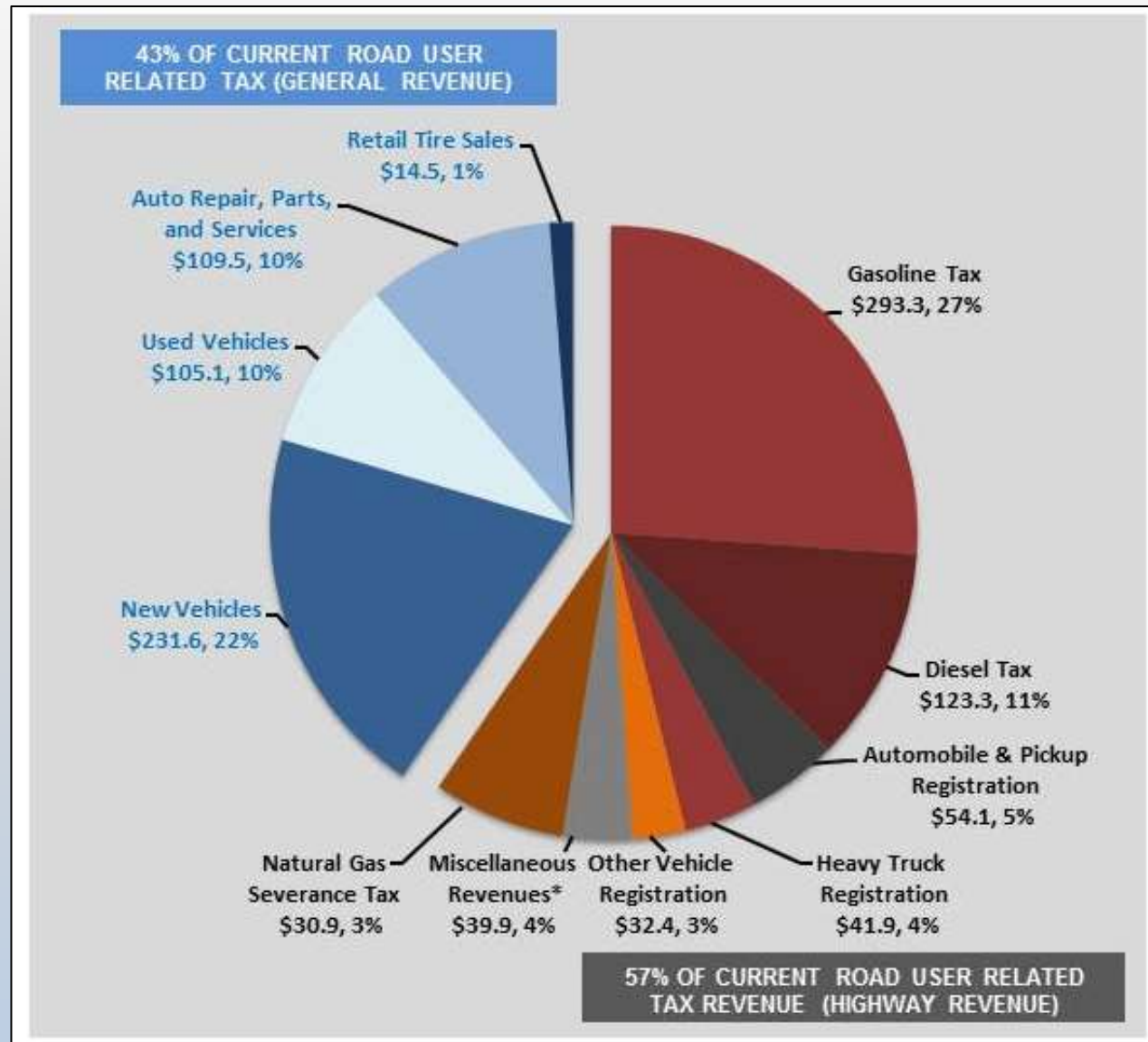
Distribution:

General Revenue

\$460.7 Million (43%)

Highway Revenue

\$615.9 Million (57%)



Possible Initiated Act

CITIZENS OPINION SURVEY ON HIGHWAYS IN ARKANSAS

MAIL OR EMAIL RESPONSES TO:
 ARDOT
 Public Information
 P.O. Box 2261
 Little Rock, AR 72203
info@arkansashighways.com

Are you satisfied with the condition of the existing state highway system?

Yes No

What highways in your area need improvements, and what type of improvements do they need?

Priority 1: _____
 Priority 2: _____
 Priority 3: _____
 Priority 4: _____

If you want better highway conditions, the Arkansas Department of Transportation will need additional funds. Would you support a new highway program that would generate additional revenue?

Yes No

Which of the following sources do you recommend be utilized in obtaining additional funds (check all that apply):

- Increase in gas tax
- Increase in diesel tax
- Increase in sales tax (dedicated to highways)
- Increase in vehicle registration fees
- Add sales tax on wholesale price of motor fuels
- Transfer existing sales and use tax on motor vehicles and related parts and service (currently collected but not paid to highways)
- Other (please specify):

Would you be willing to sign a petition to put a highway revenue proposal on the 2018 general election ballot?

Yes No If Yes, what County do you live in? _____

(Optional) Contact Information: name, email, etc.

meeting name - date

Online Form Available Here:

www.Arkansashighways.com



- ARDOT.gov
- ConnectingArkansasProgram.com
- Vimeo.com/myARDOT
- IDriveArkansas.com
- Twitter.com @myARDOT



@myARDOT



Questions?

